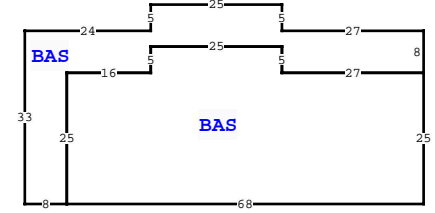
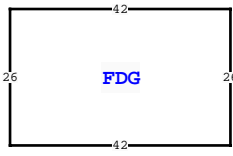
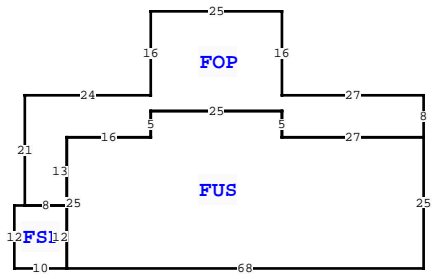


BUILDING CHARACTERISTICS		
ELEMENT	CD	CONSTRUCTION
Exterior Wall	19	COMMON BRK 100
Roof Structur	03	GABLE/HIP 100
Roof Cover	03	COMP SHNGL 100
Interior Wall	05	DRYWALL 50
Interior Wall	06	CUST PANEL 50
Interior Floo	14	CARPET 100
Air Condition	03	CENTRAL 100
Heating Type	04	AIR DUCTED 100
Bedrooms	4	100
Bathrooms	3	100
Frame	01	NONE 100
Stories	2.	2. 100
Architectual Units	05	CONV 100
Condition Adj	03	0 100
Kitchen Adjus	01	01 100

MARKET ADJUSTMENTS											
TYPE	MDL	EFF. AREA	TOT ADJ PTS	EFF. BASE RATE	REPL. COST NEW	AYB	EYB	ECON	FNCT	NORM	% COND
1	SINGLE FAM	100%	- 2024		Heated Area: 4458					HX Base Yr 2024	



Quality	05	05			
DOR CODE	5000	IMPROVED AG			
MAP NUM		MKT AREA 02			
NEIGHBORHOOD/LOC	28716.00	1.00/			
AREA TYPE	TOTAL GROSS AREA	PCT OF BASE	YEAR	TOT ADJ AREA	SUBAREA MARKET VALUE
BAS	808	100		808	67,183
BAS	1,825	100		1,825	151,745
FDG	1,092	60		655	54,462
FOP	987	30		296	24,612
FSP	120	40		48	3,991
FUS	1,825	100		1,825	151,745
TOTALS	6,657			5,457	453,738

5276 SW COUNTY ROAD 138 , FORT WHITE

BLD DATE		LGL DATE	
XF DATE		LAND DATE	05/14/2024
INC DATE		AG DATE	MLU

EXTRA FEATURES											
L N	OB/XF CODE	DESCRIPTION	BLD	CAP	L	W	UNITS	UT	Adj R	ADJ UNIT PRICE	ORIG COND
1	0260	PAVEMENT-A	0	100	660	10	6,600.00	UT	1.10	1.10	90
2	0170	FPLC 2STRY	0	100	0	0	1.00	UT	2,750.00	2,750.00	100
3	0166	CONC,PAVMT	0	100	19	38	722.00	UT	2.00	2.00	100
4	0080	DECKING	0	100	0	0	1,168.00	UT	5.00	5.00	50

TOTAL OB/XF 13,648

LAND DESCRIPTION											
L N	USE CODE	CLS	LAND USE DESCRIPTION	CAP	R D	LOC ZONE	FRONT	DEPTH	TOT LND UTS	UNIT TYPE	D T
1	0100	C	SFR	100			0.00	0.00	1.00	AC	1.00
2	5910	A	SWAMP/CYPRES	100					63.17	AC	1.00
3	9910	M	MKT.VAL.AG	100					63.17	AC	1.00

TOT ADJ	% COND	UNIT PRICE	ADJ UNIT PRICE	LAND VALUE	OTHER ADJUSTMENTS AND NOTES	YEAR	DENSITY	DECL	FRZ	YR	CONSRV
0.50	1.00	9,000.00	4,500.00	4,500							
1.00	1.00	40.00	40.00	2,527							
0.50	1.00	9,000.00	4,500.00	284,265							

COLUMBIA COUNTY PROPERTY			
VALUATION SUMMARY			PAGE 1 of 1
VALUATION BY			STANDARD
Tax Group: 3		Tax Dist:	
BUILDING MARKET VALUE			453,738
TOTAL MARKET OB/XF VALUE			13,648
TOTAL LAND VALUE - MARKET			288,765
TOTAL MARKET VALUE			474,413
SOH/AGL Deduction			3,192
ASSESSED VALUE			471,221
TOTAL EXEMPTION VALUE	HX HB VP		471,221
BASE TAXABLE VALUE			0
TOTAL JUST VALUE			756,151
NCON VALUE			0
INCOME VALUE			
PREVIOUS YEAR MKT VALUE			756,151

PERMIT NUM	DESCRIPTION	AMT	ISSUED

SALES DATA						
OFF RECORD Number	DATE	TYPE INST	Q U	V I	RSN CD	SALE PRICE
1557/117	12/10/2025	LE U	I	I	14	100
GRANTOR: BERRY CHRISTOPHER L						
GRANTEE: BERRY CHRISTOPHER L						
1414/2212	5/28/2020	WD Q	I	I	05	1,290,000
GRANTOR: MELVIN J ERB JR & SUS						
GRANTEE: CHRISTOPHER L & EST						

BUILDING NOTES											

BUILDING DIMENSIONS											
BAS= N8 W27 N5 W25 S5 W24 S33 E8 N25 E16 N5 E25 S5 E27\$ BAS= W27 N5 W25 S5 W16 S25 E68 N25 \$ PTR= N50 FUS= N25 FOP= N8 W27 N16 W25 S16 W24 S21 FSP= W2 S12 E10 N12 W8 \$ E8 N13 E16 N5 E25 S5 E27 \$ W27 N5 W25 S5 W16 S25 E68\$ PTR= E30 FDG= E42 N26 W42 S26\$ W30\$ S50\$.											