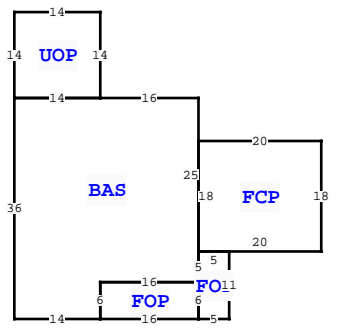
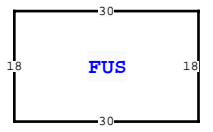
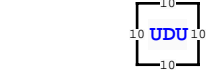


BUILDING CHARACTERISTICS		CONSTRUCTION	
ELEMENT	CD		
Exterior Wall	31	VINYL SID	100
Roof Structur	03	GABLE/HIP	100
Roof Cover	12	MODULAR MT	100
Interior Wall	05	DRYWALL	100
Interior Floo	14	CARPET	90
Interior Floo	08	SHT VINYL	10
Air Condition	03	CENTRAL	100
Heating Type	04	AIR DUCTED	100
Bedrooms		3	100
Bathrooms		2	100
Frame	01	NONE	100
Stories	1.5	1.5	100
Architectual	05	CONV	100
Units		0	100
Condition Adj	02	02	100
Kitchen Adjus	01	01	100
Quality	05	05	
DOR CODE	0100	SINGLE FAMILY	
MAP NUM		MKT AREA	06
NEIGHBORHOOD/LOC	16417.020	1.00/	

MARKET ADJUSTMENTS												
TYPE	MDL	EFF. AREA	TOT ADJ PTS	EFF. BASE RATE	REPL. COST NEW	AYB	EYB	ECON	FNCT	NORM	% COND	
0100	01	1,753	103.5380	115.96	203,278	1986	1986		0	0	35.00	65.00
1 SINGLE FAM			100% - 2013	Heated Area: 1524			HX Base Yr 2013					



COLUMBIA COUNTY PROPERTY			PAGE 1 of 1	2
VALUATION SUMMARY				
VALUATION BY			STANDARD	
Tax Group: 2			Tax Dist:	
BUILDING MARKET VALUE			132,131	
TOTAL MARKET OB/XF VALUE			1,200	
TOTAL LAND VALUE - MARKET			22,500	
TOTAL MARKET VALUE			155,831	
SOH/AGL Deduction			68,013	
ASSESSED VALUE			87,818	
TOTAL EXEMPTION VALUE			51,411	
BASE TAXABLE VALUE			36,407	
TOTAL JUST VALUE			155,831	
NCON VALUE			0	
INCOME VALUE				
PREVIOUS YEAR MKT VALUE			151,831	

PERMIT NUM	DESCRIPTION	AMT	ISSUED

SALES DATA						
OFF RECORD Number	DATE	TYPE INST	Q / U	V / I	RSN CD	SALE PRICE
1232/0278	3/22/2012	WD	U	I	12	70,000
GRANTOR: FIRST FEDERAL BANK OF						
GRANTEE: JESSICA NICOLE MOOR						
1204/1570	10/27/2010	CT	U	I	11	100
GRANTOR: CLERK OF COURT (SHAWN)						
GRANTEE: FIRST FEDERAL BANK						

AREA TYPE	TOTAL GROSS AREA	PCT OF BASE	YEAR	TOT ADJ AREA	SUBAREA MARKET VALUE
BAS	984	100		984	74,168
FCP	360	25		90	6,783
FOP	55	30		16	1,206
FOP	96	30		29	2,186
FUS	540	100		540	40,702
UDU	100	55		55	4,146
UOP	196	20		39	2,939
TOTALS	2,331			1,753	132,131

EXTRA FEATURES																
L N	OB/XF CODE	DESCRIPTION	BLD CAP	L	W	UNITS	UT	Adj R	ADJ UNIT PRICE	ORIG COND	YEAR ON	YEAR ACTUAL	Q	% COND	OB/XF MKT VALUE	NOTES
1	0080	DECKING	0	100	0	0	1.00	UT	600.00	50	1993	1993	3	50	300	
2	0120	CLFENCE	4	0	100	0	1.00	UT	0.00	100	1998	1998	3	100	300	
3	0166	CONC, PAVMT	0	100	0	0	1.00	UT	0.00	100	1998	1998	3	100	600	

TOTAL OB/XF													1,200											
L N	USE CODE	CLS	LAND USE DESCRIPTION	CAP	R D	LOC ZONE	FRONT	DEPTH	TOT LND UTS	UNIT TYPE	D T	DPHT FACT	% COND	TOT ADJ	UNIT PRICE	ADJ UNIT PRICE	LAND VALUE	OTHER ADJUSTMENTS AND NOTES	YEAR	DENSITY	DECL	FRZ	YR	CONSRV
1	0100	C	SFR	100		RSF-2	0.00	0.00	1.00	LT		1.00	1.00	1.00	22,500.00	22,500.00	22,500							

LAND DESCRIPTION																								
L N	USE CODE	CLS	LAND USE DESCRIPTION	CAP	R D	LOC ZONE	FRONT	DEPTH	TOT LND UTS	UNIT TYPE	D T	DPHT FACT	% COND	TOT ADJ	UNIT PRICE	ADJ UNIT PRICE	LAND VALUE	OTHER ADJUSTMENTS AND NOTES	YEAR	DENSITY	DECL	FRZ	YR	CONSRV
1	0100	C	SFR	100		RSF-2	0.00	0.00	1.00	LT		1.00	1.00	1.00	22,500.00	22,500.00	22,500							