BEGIN AT SW COR OF NE1/4 OF NW1/
RUN N 499.82 FT, E 1370.98 FT, S
W 466.70 FT, S 466.70 FT, WEST 9

HART 2 HART ACADEMY INC
388 SW BIRLEY AVE
LAKE CITY, FL 32024

2026

32-3S-16-02428-004

BUILDING CHARACTERISTICS

ELEMENT	CD	CONSTRUCTION
Exterior Wall	31	VINYL SID 90
Exterior Wall	19	COMMON BRK 10
Roof Structur	04	WOOD TRUSS 100
Roof Cover	03	COMP SHNGL 100
Interior Wall	05	DRYWALL 100
Interior Floo	08	SHT VINYL 100
Ceiling	01	FIN.SUSPD 100
Air Condition	06	ENG CENTRL 100
Heating Type	09	ENG F AIR 100
Fixtures		15 100
Frame	02	WOOD FRAME 100
Story Height		10 100
RMS		7 100
Stories	1.	1. 100
Units		0 100
Quality	05	05
DOR CODE	7200	PRVT SCHL/DAY CARE
MAP NUM		MKT AREA 01
NEIGHBORHOOD/LOC	32316.00	1.00/

AREA TYPE	TOTAL GROSS AREA	PCT OF BASE	YEAR	TOT ADJ AREA	SUBAREA MARKET VALUE
BAS	4,588	100		4,588	233,393
CAN	480	30		144	7,326
TOTALS	5,068			4,732	240,719

MARKET ADJUSTMENTS

TYPE	MDL	EFF. AREA	TOT ADJ PTS	EFF. BASE RATE	REPL. COST NEW	AYB	EYB	ECON	FNCT		NORM	% COND
0700	04	4,732	91.7592	60.56	286,570	2009	2009	0	0	0	16.00	84.00

1 DAY CARE 0% - 0 Heated Area: 4588 HX Base Yr

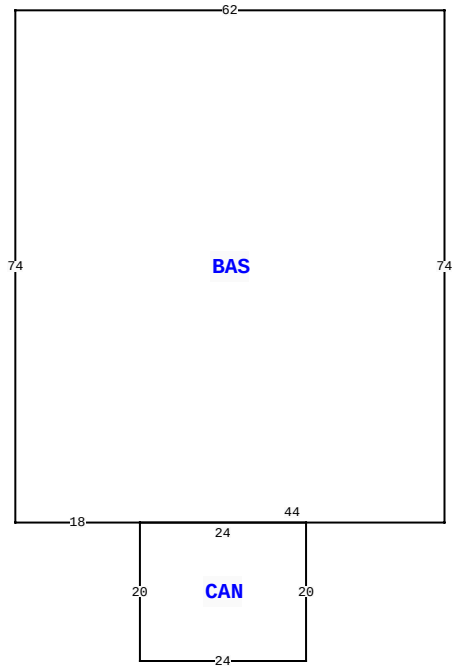

BLD DATE		LGL DATE	
XF DATE		LAND DATE	04/07/2025 MLU
INC DATE		AG DATE	

388 SW BIRLEY AVE, LAKE CITY

COLUMBIA COUNTY PROPERTY

PAGE 1 of 3 3

VALUATION SUMMARY

VALUATION BY	STANDARD
Tax Group: 3	Tax Dist:
BUILDING MARKET VALUE	841,725
TOTAL MARKET OB/XF VALUE	42,450
TOTAL LAND VALUE - MARKET	96,390
TOTAL MARKET VALUE	980,565
SOH/AGL Deduction	0
ASSESSED VALUE	980,565
TOTAL EXEMPTION VALUE	0
BASE TAXABLE VALUE	980,565
TOTAL JUST VALUE	980,565
NCON VALUE	0
INCOME VALUE	
PREVIOUS YEAR MKT VALUE	992,810

PERMIT NUM	DESCRIPTION	AMT	ISSUED
000046949	Roof Replacement	11,300	04/12/2023
36541	COMMERCIAL	5,795	04/05/2018
28429	ADDN COMM	1,365	03/18/2010
27569	COMMERCIAL	1,441	01/13/2009

SALES DATA

OFF RECORD Number	DATE	TYPE INST	Q / U	V / I	RSN CD	SALE PRICE
1162/2597	11/26/2008	WD	Q	I		117,000

GRANTOR: JEFFERY E & SUSAN JON

GRANTEE: HART 2 HART ACADEMY

BUILDING NOTES

BUILDING DIMENSIONS

BAS= W62 S74 E18 CAN= S20 E24 N20 W24$ E44 N74$.

EXTRA FEATURES

LN	OB/XF CODE	DESCRIPTION	BLD	CAP	L	W	UNITS	UT	Adj R	ADJ UNIT PRICE	ORIG COND	YEAR ON	YEAR ACTUAL	Q	% COND	OB/XF MKT VALUE	NOTES
1	0166	CONC,PAVMT	0	0	0	0	660.00	UT	2.50	2.50	100	2009	2009	3	100	1,650	
2	0296	SHED METAL	0	0	20	12	240.00	UT	11.00	11.00	100	2009	2009	3	100	2,640	
3	0120	CLFENCE 4	0	0	0	0	640.00	UT	6.50	6.50	100	2009	2009	3	100	4,160	
4	0169	FENCE/WOOD	0	0	0	0	1.00	UT	0.00	0.00	100	2014	2014	3	100	1,500	
5	0260	PAVEMENT-A	0	0	20	1250	25,000.00	UT	1.30	1.30	100	2018	2018	3	100	32,500	

LAND DESCRIPTION

TOTAL OB/XF 42,450

LN	USE CODE	CLS	LAND USE DESCRIPTION	CAP	RD	LOC ZONE	FRONT	DEPTH	TOT LND UTS	UNIT TYPE	DT	DPTH FACT	% COND	TOT ADJ	UNIT PRICE	ADJ UNIT PRICE	LAND VALUE	OTHER ADJUSTMENTS AND NOTES	YEAR	DENSITY	DECL	FRZ	YR	CONSRV
1	7200	C	SCHOOL PRI	0			0.00	0.00	10.71	AC		1.00	1.00	1.00	9,000.00	9,000.00	96,390							

REVIEW DATE 06/23/2023 BY KS Total Acres: 10.71 Total Land Value: 96,390 Market: 0 Agricultural: 0 Common: 96,390 PRINTED 11/19/2025 BY SYS

BEGIN AT SW COR OF NE1/4 OF NW1/
RUN N 499.82 FT, E 1370.98 FT, S
W 466.70 FT, S 466.70 FT, WEST 9

HART 2 HART ACADEMY INC
388 SW BIRLEY AVE
LAKE CITY, FL 32024

2026

32-3S-16-02428-004

COLUMBIA COUNTY PROPERTY

BUILDING CHARACTERISTICS

ELEMENT	CD	CONSTRUCTION
Exterior Wall	31	VINYL SID 90
Exterior Wall	19	COMMON BRK 10
Roof Structur	04	WOOD TRUSS 100
Roof Cover	03	COMP SHNGL 100
Interior Wall	05	DRYWALL 100
Interior Floo	08	SHT VINYL 100
Ceiling	02	F.NOT SUS 100
Air Condition	06	ENG CENTRL 100
Heating Type	09	ENG F AIR 100
Fixtures		11 100
Frame	02	WOOD FRAME 100
Story Height		10 100
RMS		5 100
Stories	1.	1. 100
Units		0 100
Quality	05	05
DOR CODE	7200	PRVT SCHL/DAY CARE
MAP NUM		MKT AREA 01
NEIGHBORHOOD/LOC	32316.00	1.00/

AREA TYPE	TOTAL GROSS AREA	PCT OF BASE	YEAR	TOT ADJ AREA	SUBAREA MARKET VALUE
BAS	4,088	100		4,088	168,261
CAN	156	30		47	1,934
TOTALS	4,244			4,135	170,195

MARKET ADJUSTMENTS

TYPE	MDL	EFF. AREA	TOT ADJ PTS	EFF. BASE RATE	REPL. COST NEW	AYB	EYB	ECON	FNCT		NORM	% COND
9000	04	4,135	88.6212	47.86	197,901	2010	2010	0	0	0	14.00	86.00

2 SCH/PRIVT 0% - 0 Heated Area: 4088 HX Base Yr

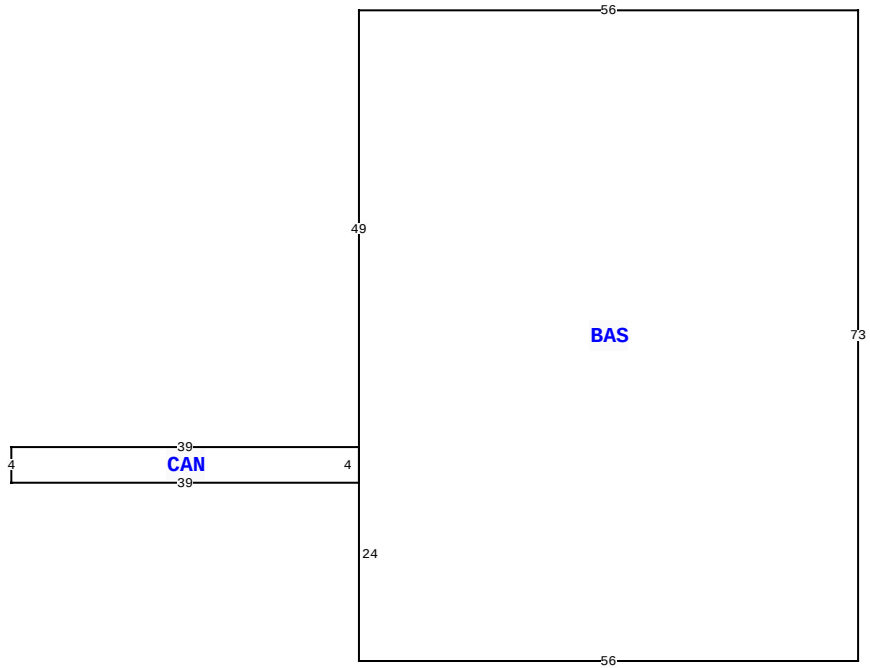

388 SW BIRLEY AVE, LAKE CITY

BLD DATE		LGL DATE	
XF DATE		LAND DATE	04/07/2025 MLU
INC DATE		AG DATE	

VALUATION SUMMARY

VALUATION BY	STANDARD
Tax Group: 3	Tax Dist:
BUILDING MARKET VALUE	841,725
TOTAL MARKET OB/XF VALUE	42,450
TOTAL LAND VALUE - MARKET	96,390
TOTAL MARKET VALUE	980,565
SOH/AGL Deduction	0
ASSESSED VALUE	980,565
TOTAL EXEMPTION VALUE	0
BASE TAXABLE VALUE	980,565
TOTAL JUST VALUE	980,565
NCON VALUE	0
INCOME VALUE	
PREVIOUS YEAR MKT VALUE	992,810

PERMIT NUM	DESCRIPTION	AMT	ISSUED

SALES DATA

OFF RECORD Number	DATE	TYPE INST	Q U /	V I /	RSN CD	SALE PRICE
1162/2597	11/26/2008	WD	Q	I		117,000

GRANTOR: JEFFERY E & SUSAN JON

GRANTEE: HART 2 HART ACADEMY

BUILDING NOTES

BUILDING DIMENSIONS

BAS= W56 S49 CAN= W39 S4 E39 N4$ S24 E56 N73$.

EXTRA FEATURES

L N	OB/XF CODE	DESCRIPTION	BLD	CAP	L	W	UNITS	UT	Adj R	ADJ UNIT PRICE	ORIG COND	YEAR ON	YEAR ACTUAL	Q	% COND	OB/XF MKT VALUE	NOTES

LAND DESCRIPTION

TOTAL OB/XF 0

L N	USE CODE	CLS	LAND USE DESCRIPTION	CAP	R D	LOC ZONE	FRONT	DEPTH	TOT LND UTS	UNIT TYPE	D T	DPTH FACT	% COND	TOT ADJ	UNIT PRICE	ADJ UNIT PRICE	LAND VALUE	OTHER ADJUSTMENTS AND NOTES	YEAR	DENSITY	DECL	FRZ	YR	CONSRV

REVIEW DATE 06/23/2023 BY KS Total Acres: 10.71 Total Land Value: 96,390 Market: 0 Agricultural: 0 Common: 96,390 PRINTED 11/19/2025 BY SYS

BEGIN AT SW COR OF NE1/4 OF NW1/
RUN N 499.82 FT, E 1370.98 FT, S
W 466.70 FT, S 466.70 FT, WEST 9

HART 2 HART ACADEMY INC
388 SW BIRLEY AVE
LAKE CITY, FL 32024

2026

32-3S-16-02428-004

COLUMBIA COUNTY PROPERTY

BUILDING CHARACTERISTICS

ELEMENT	CD	CONSTRUCTION
Exterior Wall	31	VINYL SID 90
Exterior Wall	19	COMMON BRK 10
Roof Structur	04	WOOD TRUSS 100
Roof Cover	03	COMP SHNGL 100
Interior Wall	05	DRYWALL 100
Interior Floo	07	CORK/VTILE 100
Ceiling	02	F.NOT SUS 100
Air Condition	06	ENG CENTRL 100
Heating Type	09	ENG F AIR 100
Fixtures		29 100
Frame	02	WOOD FRAME 100
Story Height		9 100
RMS		14 100
Stories	1.	1. 100
Units		0 100
Quality	05	05
DOR CODE	7200	PRVT SCHL/DAY CARE
MAP NUM		MKT AREA 01
NEIGHBORHOOD/LOC	32316.00	1.00/

AREA TYPE	TOTAL GROSS AREA	PCT OF BASE	YEAR	TOT ADJ AREA	SUBAREA MARKET VALUE
BAS	9,535	100		9,535	430,811
TOTALS	9,535			9,535	430,811

MARKET ADJUSTMENTS

TYPE	MDL	EFF. AREA	TOT ADJ PTS	EFF. BASE RATE	REPL. COST NEW	AYB	EYB	ECON	FNCT		NORM	% COND
9000	04	9,535	88.0704	47.56	453,485	2018	2018	0	0	0	5.00	95.00

3 SCH/PRIVT 0% - 0 Heated Area: 9535 HX Base Yr

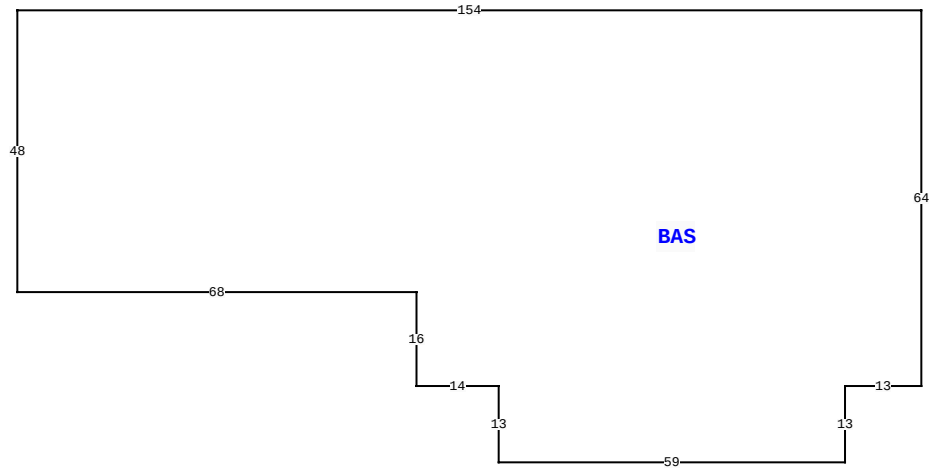

388 SW BIRLEY AVE, LAKE CITY

BLD DATE		LGL DATE	
XF DATE		LAND DATE	04/07/2025 MLU
INC DATE		AG DATE	

VALUATION SUMMARY

VALUATION BY	STANDARD
Tax Group: 3	Tax Dist:
BUILDING MARKET VALUE	841,725
TOTAL MARKET OB/XF VALUE	42,450
TOTAL LAND VALUE - MARKET	96,390
TOTAL MARKET VALUE	980,565
SOH/AGL Deduction	0
ASSESSED VALUE	980,565
TOTAL EXEMPTION VALUE	0
BASE TAXABLE VALUE	980,565
TOTAL JUST VALUE	980,565
NCON VALUE	0
INCOME VALUE	
PREVIOUS YEAR MKT VALUE	992,810

PERMIT NUM	DESCRIPTION	AMT	ISSUED

SALES DATA

OFF RECORD Number	DATE	TYPE INST	Q U	V I	RSN CD	SALE PRICE
1162/2597	11/26/2008	WD	Q	I		117,000

GRANTOR: JEFFERY E & SUSAN JON

GRANTEE: HART 2 HART ACADEMY

BUILDING NOTES

BUILDING DIMENSIONS

BAS= W154 S48 E68 S16 E14 S13 E59 N13 E13 N64$.

EXTRA FEATURES

L N	OB/XF CODE	DESCRIPTION	BLD	CAP	L	W	UNITS	UT	Adj R	ADJ UNIT PRICE	ORIG COND	YEAR ON	YEAR ACTUAL	Q	% COND	OB/XF MKT VALUE	NOTES

LAND DESCRIPTION

TOTAL OB/XF 0

L N	USE CODE	CLS	LAND USE DESCRIPTION	CAP	R D	LOC ZONE	FRONT	DEPTH	TOT LND UTS	UNIT TYPE	D T	DPTH FACT	% COND	TOT ADJ	UNIT PRICE	ADJ UNIT PRICE	LAND VALUE	OTHER ADJUSTMENTS AND NOTES	YEAR	DENSITY	DECL	FRZ	YR	CONSRV

REVIEW DATE 06/23/2023 BY KS Total Acres: 10.71 Total Land Value: 96,390 Market: 0 Agricultural: 0 Common: 96,390 PRINTED 11/19/2025 BY SYS